

# PROPRIETATE PARTICULARA

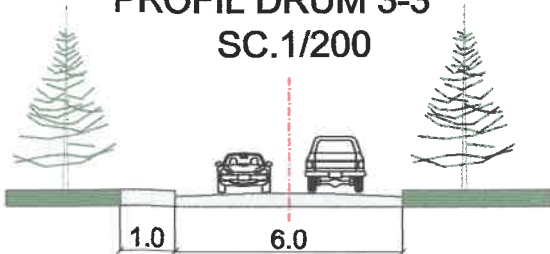
Nr. cad. conf. L 18/91- A213/21

# P.U.Z. CONSTRUIRE LOCUINTE - DJ 112A, BOD



RA

PROFIL DRUM 3-3  
SC.1/200

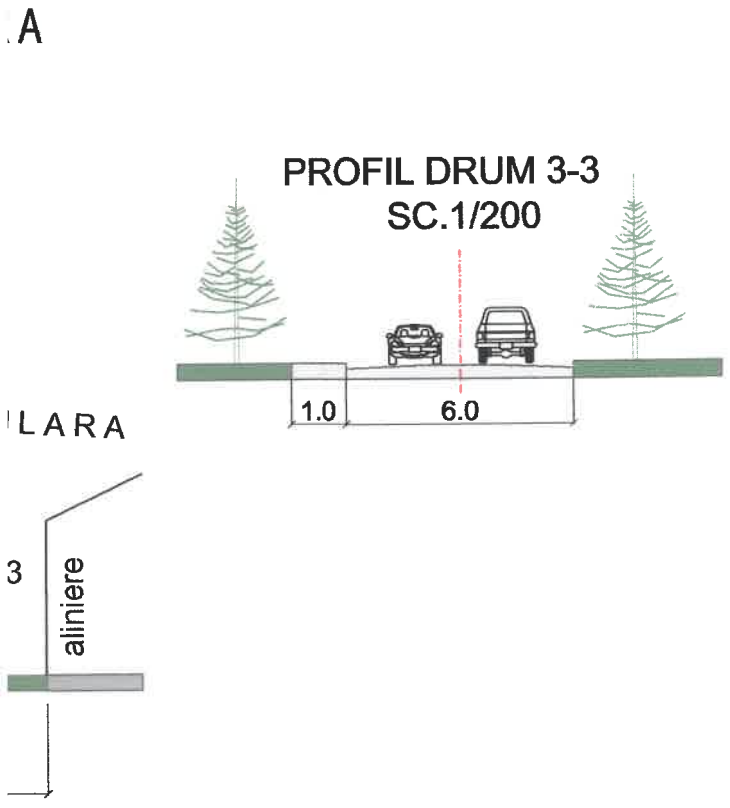
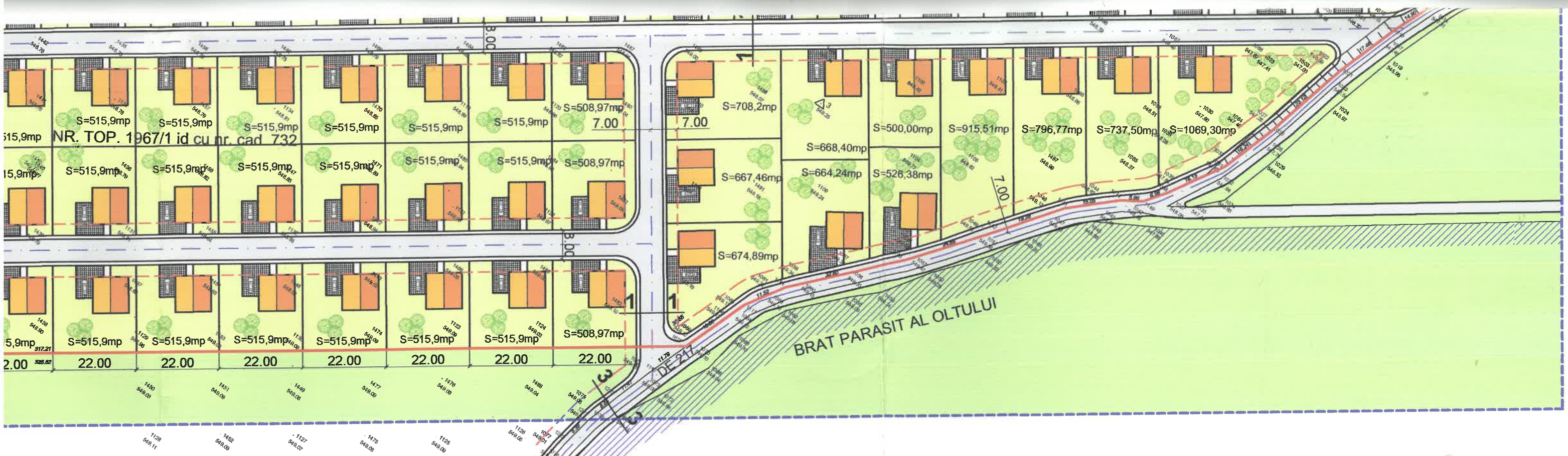


LARA

## LEGENDA

- Limita proprietate
- Limita zonei studiate
- Constructii propuse (locuinte)





### LEGENDA

- Limita proprietate
- Limita zonei studiate
- Aliniere propusa
- Zona verde amenajata
- Zona verde proprietati invecinate
- Drumuri amenajate
- PT Post trafo
- Constructii propuse (locuinte)
- Platforme pietonale si carosabile
- Alee pietonala
- Parcare propusa
- Loc de joaca
- Brat parasit al Oltului



ZONE FUNCTIONALE	EXISTENT		PROPUS	
	mp	%	mp	%
constructii	-	-	17570	35
latii carosabile si pietonale	-	-	7530	15
spatii verzi si plantate	50200	100	25100	50
<b>TOTAL ZONA PUZ</b>	<b>50200</b>	<b>100</b>	<b>50200</b>	<b>100</b>

domotic  
GROUP

PUZ- CONSTRUIRE LOCUINTE  
BOD - DJ 112A  
BENEFICIAR: PRAJEU NICOLAE

proiectat	arh. RADULESCU S.	data	oct. 2007
desenat	arh. RADULESCU S.		
verificat	arh. SCRADA F.		

COPYRIGHT! Acest proiect este proprietatea intelectuala a S.C.DOMOTIC GROUP S.R.L. Instrainarea, multiplicarea sau folosirea cu alta destinatie decat cea prevazuta in contract a planselor sau materialelor aferente intra sub incidenta legii dreptului de autor.

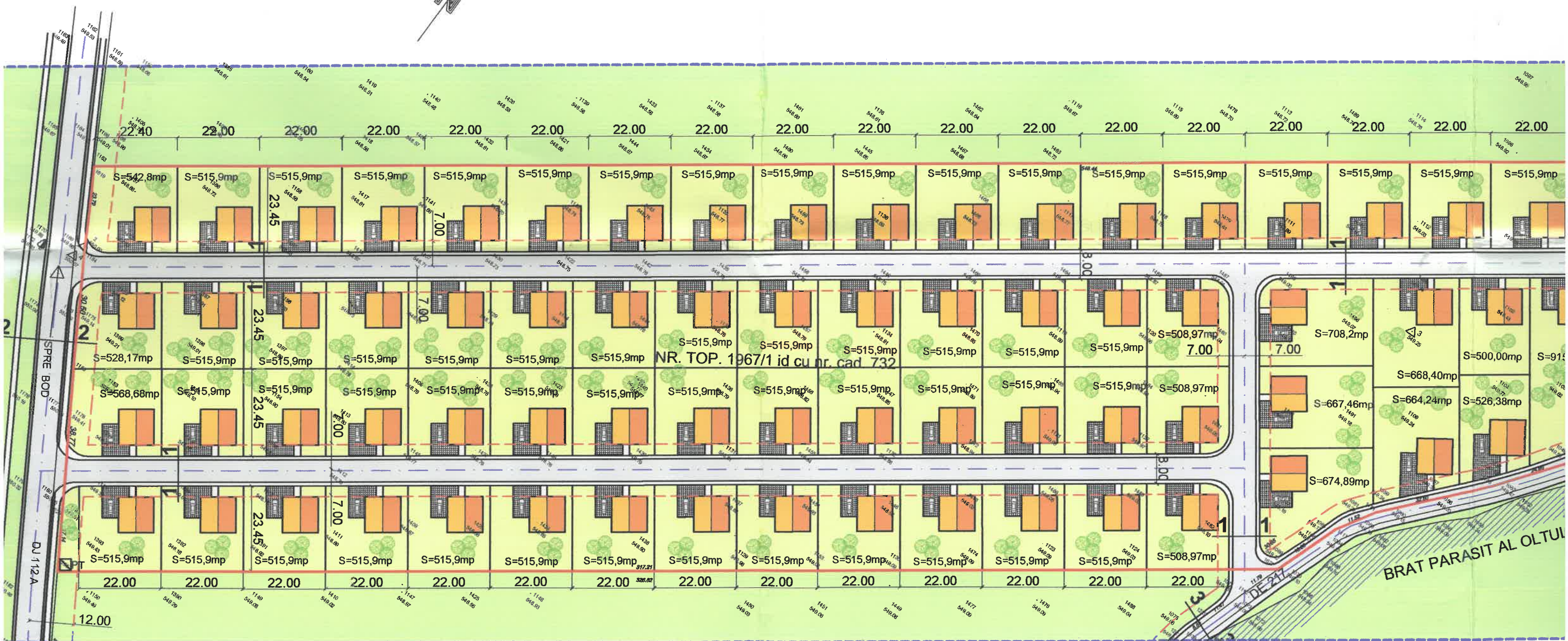
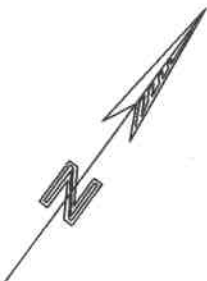
PLAN REGLEMENTARI  
URBANISTICE  
Scara 1:1000

A03  
PR.  
129/2007

# PROPRIETATE PARTICULARA

Nr. cad. conf. L 18/91- A213/21

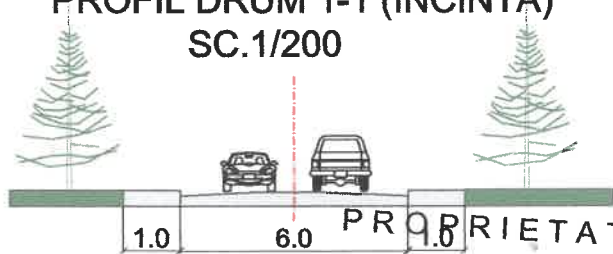
CONST



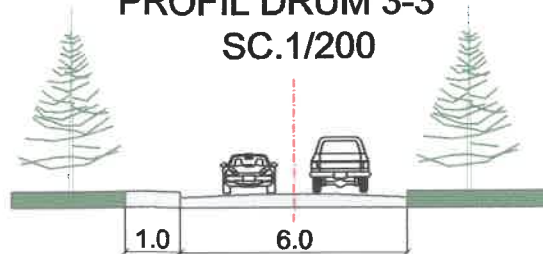
## PROPRIETATE PARTICULARA

Nr. cad. conf. L 18/91- A213/23

PROFIL DRUM 1-1 (INCINTA)  
SC. 1/200



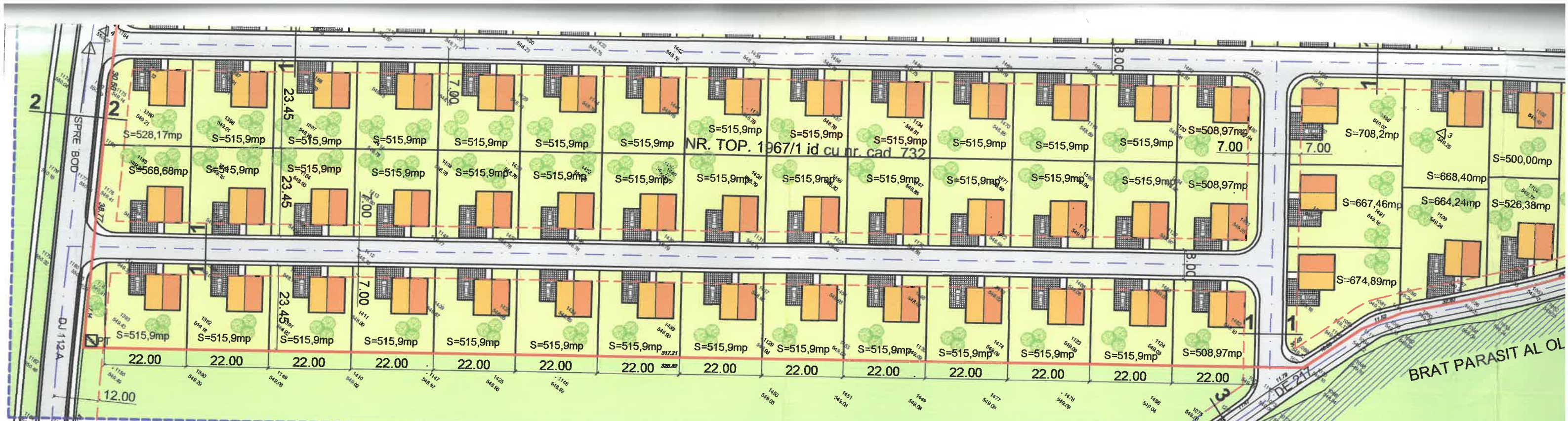
PROFIL DRUM 3-3  
SC. 1/200



## LEGENDA

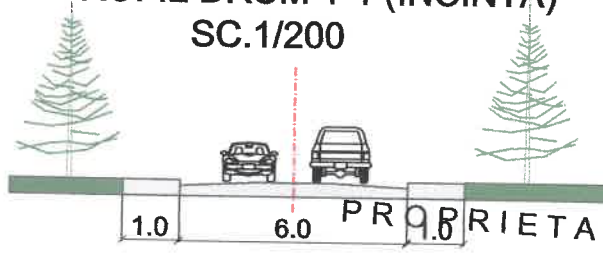
- Limita proprietate
- Limita zonei studiate



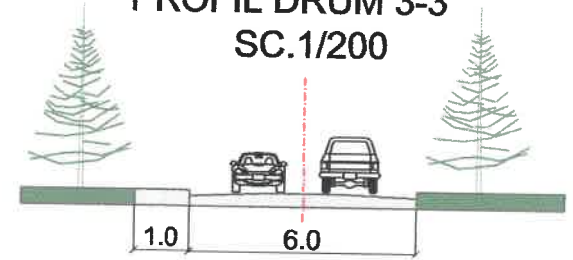


PROPRIETATE PARTICULARA  
Nr. cad. conf. L 18/91- A213/23

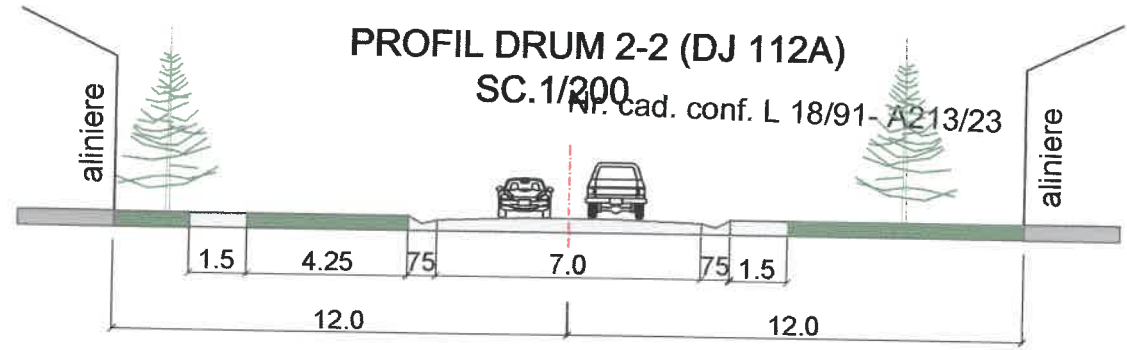
PROFIL DRUM 1-1 (INCINTA)  
SC.1/200



PROFIL DRUM 3-3  
SC.1/200



PROFIL DRUM 2-2 (DJ 112A)  
SC.1/200



**LEGENDA**

- Limita proprietate
- Limita zonei studiate
- Aliniere propusa
- Zona verde amenajata
- Zona verde proprietati invecinate
- Drumuri amenajate
- PT Post trafo

**POT max=35%**  
**CUT max=1,0**

Nr. Crt.	ZONE FUNCTIONALE	EXISTENT		PROPUS	
		mp	%	mp	%
1	Zona constructii	-	-	17570	35
2	Circulatii carosabile si pietonale	-	-	7530	15
3	Zona spatii verzi si plantate	50200	100	25100	50
<b>TOTAL ZONA PUZ</b>		<b>50200</b>	<b>100</b>	<b>50200</b>	<b>100</b>